


# Lloyd Center Ice Rink

## 24th Annual Ice Crystal Classic

### ISI & USFS Basic Skills Open Competition



**November 10<sup>th</sup> through 13<sup>th</sup>, 2011**

***REGISTER ON-LINE AT***

**[www.lloydcenterice.com](http://www.lloydcenterice.com)**

***DEADLINE Sunday, October 9<sup>th</sup>, 2011***

**Lloyd Center Ice Rink  
953 Lloyd Center  
Portland, OR 97232  
Phone: (503) 288-6073  
Fax: (503) 288-6940**

**Lloyd Center Ice Rink**

**24<sup>th</sup> Annual Ice Crystal Classic**  
**ISI and USFS Basic Skills Open Competition**  
**November 10<sup>th</sup> through 13<sup>th</sup>, 2011**

ISI Endorsed & USFS Approved

Dear ISI Member Rinks and USFS Clubs

We cordially invite you to attend the 24<sup>th</sup> Annual Ice Crystal Classic, ISI and USFS Basic Skills Open Competition that will be held at Lloyd Center Ice Rink in Portland, Oregon.

Lloyd Center Ice Rink is a single-surface facility that is located in the heart of the Lloyd Center Mall in Portland, Oregon. The Lloyd Center Mall offers great shopping, restaurants, and entertainment within walking distance of our rink and is connected to Max (the Metropolitan Area Express, Portland's light rail service) for easy access to the Rose Garden, downtown shopping and fine dining.

Enclosed in this announcement is information about our competition including a separate packet of information for ISI and Basic Skills events. We have separated this Announcement into sections to avoid any confusion. Registration for all events should be completed on-line at [www.lloydcenterice.com](http://www.lloydcenterice.com).

*We are excited to include special skating awards this year for skaters that enter three or more events. All skaters that have entered at least three events will qualify to be evaluated throughout the competition for these special skating awards that include Best Overall Artistic Skater, Best Overall Jumps, and Best Overall Spins. **See the Special Awards section of this packet for more information.***

**The postmark deadline for all entry forms is Sunday, October 9<sup>th</sup>, 2011.** Late entries, if accepted, may be charged double. If you have any questions, please contact Lloyd Center Ice Rink at (503) 288-6073. A complete schedule will be sent to each skater, participating rink, and posted on-line approximately two weeks prior to the start of the competition.

We look forward to seeing you!

Respectfully,

Christy Ward  
Competition Director / Chief Referee

**General Competition Information**

**Competition Dates:** November 10<sup>th</sup> through 13<sup>th</sup>, 2011

**Entry Deadline:** Sunday, October 9<sup>th</sup>, 2011  
Late entries, may be accepted. There will be a \$20 fee to change your entered events after the deadline.

**Registration Information:** Registrations are being handled this year through the Entryeze website. This link can be found on line at [www.lloydcenterice.com](http://www.lloydcenterice.com) or directly to the Entryeze competition link at <http://comp.entryeze.com/Home.aspx?cid=248>.

**Event Pricing:**

1 <sup>st</sup> events:	\$45.00
2 <sup>nd</sup> & additional events:	\$20.00 each
<b>Shoot the Duck event:</b>	<b>\$5.00</b>

Team & Synchro events: \$20.00 per skater

**\*\*No refunds will be granted after the close of entries unless submitted with a doctor's note.**

**Rink Address:**

Lloyd Center Ice Rink  
953 Lloyd Center  
Portland, OR 97232


**Rink Size:** The ice surface is 176' x 76'

**Verification:** The information provided during registration must be accurate and complete. Inaccurate and / or incomplete applications will be returned. False information will result in disqualification. Payment is due when the entry form is submitted. There will be a \$20.00 fee for any changes made to your original entry form.

**Hospitality:** There will be a hospitality area open to all judges, coaches, and volunteers.

**Age Groups:** Will be determined by the number of entries in each level.

**Music and Registration:** All skaters are to check in at the desk at least 1 hour prior to their



registration  
scheduled

event. If the competition is running ahead of schedule, an event may

Begin earlier than the scheduled time. Events will NOT be held for late skaters, and no refund will be given if a skater misses the event. CD's should be turned in at the Registration desk.

Music will be available for pick-up within one hour following the event. CD's are to be clearly labeled with the skater's name, level, event, and the rink or club they represent. There should be no more than one program on a CD. Be sure to bring a back-up CD. No cassette tapes are allowed. **CD's should be recorded in .WAV format to avoid problems.** MP3 and MP4 formatted CD's may not play on our sound system.

**Practice Ice:** A schedule for practice ice will be mailed to each rink and posted on our website at [www.lloydcenterice.com](http://www.lloydcenterice.com) by November 1<sup>st</sup>, 2011.

**Schedule of Events:** A complete schedule will be sent to each skater, participating rink, and posted on-line approximately two weeks prior to the start of the competition.

**Awards:** All skaters will receive an award. Awards will be presented when the results of that event are posted. Team trophies will be awarded to the top 6 rinks which have accumulated the most Team Points in ISI events.

**Special Awards:** Three special awards will be awarded at the conclusion of the competition for skaters that have entered three or more events. Awards are open to all skaters and will be awarded for:

- Best Overall Artistic Skater
- Best Overall Jumps
- Best Overall Spins

Skaters will be awarded broken down into the following categories:

- \* Low Level: Tot - Delta (ISI)  
Snowplow Sam - Basic 8 (Basic Skills)
- \* Medium Level: Freestyle 1 – Freestyle 4 (ISI)  
Freeskate 1 – Freeskate 6 (Basic Skills)
- \* High Level: Freestyle 5 – Freestyle 10 (ISI)  
Non Test – Preliminary (Basic Skills)

Skaters that enter three or more events will be judged on all elements that are present during the event. The average of their score will be determined at the end of the competition and the skaters will be announced for each category in each level.

**Lloyd Center Ice Rink**  
**24<sup>th</sup> Annual Ice Crystal Classic**  
**ISI and USFS Basic Skills Open Competition**  
**November 10<sup>th</sup> through 13<sup>th</sup>, 2011**

**Include a Love Line to someone special  
in our competition program**



*Only \$5!*

Please fill out and return with your payment (25 words or less).

**Skater's Name:** \_\_\_\_\_

**Message:** \_\_\_\_\_

\_\_\_\_\_

Love Lines must be received by Sunday, October 23<sup>rd</sup>, 2011 in order to be included in our program.

**Suggestion: Send it in with your entry form – that way you won't forget.**

\*Please make checks payable to Lloyd Center Ice Rink and mail to:

***Lloyd Center Ice Rink***  
***Attn: Competition Director***  
***953 Lloyd Center***  
***Portland, OR 97232***

**Lloyd Center Ice Rink**  
**24<sup>th</sup> Annual Ice Crystal Classic**  
**ISI and USFS Basic Skills Open Competition**

**November 10<sup>th</sup> through 13<sup>th</sup>, 2011**

We are expecting approximately 300 competitors for our competition.

If you have a product or service you would like to promote, please place an ad in our commemorative program.

Thank you in advance for your support.

**Program Ad Prices**

- 1 Line ..... \$ 5.00
- Business Card ..... \$ 25.00
- ¼ Page ..... \$ 35.00
- ½ Page ..... \$ 60.00
- Full Page ..... \$ 100.00

Please fill out and return with your payment.


Name of Company: \_\_\_\_\_

Ad Size: \_\_\_\_\_ Total Amount Due: \_\_\_\_\_

**\*Please make checks payable to Lloyd Center Ice Rink and include your artwork.**

Lloyd Center Ice Rink  
953 Lloyd Center  
Portland, OR 97232  
(503) 288-6073

**Directions to Lloyd Center Ice**



**Rink**

The Lloyd Center Mall is located approximately ½ mile east of I-5. We are located in the center of the mall on the 1<sup>st</sup> level next to Macy's. The streets surrounding the Lloyd Center Shopping Center are NE Halsey St, NE 15<sup>th</sup> Ave., NE Multnomah St., and NE 9<sup>th</sup> Ave.

## **Driving Directions**

### **From the North of Portland**

- Take I-5 South toward Portland
- Take EXIT 302A toward ROSE QUARTER / CITY CENTER
- Take the ramp toward ROSE QTR
- Turn LEFT onto NE WEIDLER ST
- Turn RIGHT onto NE 14<sup>TH</sup> AVE
- Turn RIGHT onto NE HALSEY ST / LLOYD CTR

### **From the South of Portland**

- Take I-5 North toward Portland
- Take EXIT 302A toward ROSE QUARTER / BROADWAY-WEIDLER ST
- Turn RIGHT onto NE WEIDLER ST
- Turn RIGHT onto NE 14<sup>TH</sup> AVE
- Turn RIGHT onto NE HALSEY ST / LLOYD CTR

### **From the East of Portland**

- Take I-84 West toward Portland
- Take the LLOYD CENTER exit, EXIT 1
- Keep RIGHT at the fork to go on NE 13<sup>TH</sup> AVE
- Turn RIGHT onto NE MULTNOMAH ST

## **List of Area Hotels / Motels**

Lloyd Center Ice Rink is conveniently located in the center of the Lloyd Center Mall. There are many hotels and motels to choose from in close proximity to the mall. Listed below are some of the local accommodations.

Doubletree Hotel  
1000 NE Multnomah St  
Portland, OR 97232  
(503) 281-6111  
<http://doubletree1.hilton.com>

Residence Inn Portland Downtown / Lloyd Center  
1710 NE Multnomah St  
Portland, OR 97232  
(503) 288-1400  
[www.marriott.com/hotels/travel/pdxlc](http://www.marriott.com/hotels/travel/pdxlc)

Red Lion Hotel Portland  
1021 NE Grand Ave  
Portland, OR 97232  
(503) 235-2100  
<http://redlion.rdln.com/HotelLocator/HotelOverview.aspx?metaID=38>

Courtyard Hotel Downtown Portland at Lloyd Center  
435 NE Wasco St  
Portland, OR 97232  
(503) 234-3200  
<http://www.marriott.com/hotels/travel/pdxcl-courtyard-portland-downtown-lloyd-center>

LaQuinta Inn Portland Convention Center  
431 NE Multnomah St  
Portland, OR 97232  
(503) 233-7933  
<http://www.lq.com/lq/properties/propertyProfile.do?ident=LQ462&propId=462>

Inn at the Convention Center  
420 NE Holladay St  
Portland, OR 97232  
(503) 233-6331  
<http://www.innatcc.com/info.html>

# **USFS Basic Skills Events**



## USFS Basic Skills Event Information

**ELIGIBILITY:**

The USFS Basic Skills events in this competition are open to all skaters who are current eligible (ER 1.0) members of either the Basic Skills Program and / or are current full members of U.S Figure Skating. To be eligible, skaters must have submitted a membership application or be a member in good standing. Members of other organizations are eligible to compete but must be registered with the host Basic Skills Program / Club or any other Basic Skills Program / Club.

**USFS event eligibility will be based on skill level as of October 9<sup>th</sup>, 2011 (the closing day for entries.)** All SNOWPLOW SAM and BASIC SKILLS levels BASIC 1 – BASIC 8 must skate at the highest level passed, and NO official US Figure Skating tests may have been passed including MIF (Moves in the Field) or Individual Dances. Skaters in other USFS events may skate at the highest Free Skate level passed OR one level higher BUT not both levels in the same event during the same competition.

USFS membership and eligibility will be verified. If, for whatever reason, the Competition Organizing Committee discovers that a skater has been placed in an incorrect level, the Chair and Referee will have the option to move the skater into the proper level, even if this has to be done the day of the competition. This will ensure that every event is as fair as possible to the competitors.

**JUDGING:** The USFS events will be judged according to the rules and regulations set forth in the U.S. Figure Skating Basic Skills Competition Manual.

**RULES:** The USFS events in this competition will be conducted in accordance with the 2011-2012 US Figure Skating Basic Skills Competition Manual and the 2011-2012 US Figure Skating Rules and Standards.

### U.S. Figure Skating / ISI- Basic Skills Conversion Chart

<b><i>Basic Skills Event</i></b>	<b><i>ISI program &amp; have passed</i></b>	<b><i>Basic Skills Event</i></b>	<b><i>ISI program &amp; have passed</i></b>
Snowplow	Tot	Basic 8	Delta-Freestyle 1
Basic 1	Pre-alpha (age 7 & older)	Free Skate 1	Delta-Freestyle 2
Basic 2	Advanced Pre-Alpha	Free Skate 2	Freestyle 1-3
Basic 3	Advanced Pre-Alpha	Free Skate 3	Freestyle 2-3
Basic 4	Alpha Gamma	Free Skate 4	Freestyle 4
Basic 6	Delta (except spiral)	Free Skate 5	Freestyle 4-5
Basic 7	Gamma (except scratch spin & ballet jump)	Free Skate 6	Freestyle 5-6

## BASIC ELEMENTS EVENT: SNOWPLOW SAM – BASIC 8

Format: Each skater will have the option to perform one element at a time in the order listed below (no excessive connecting steps) **OR** will perform each element when directed by a judge or referee.

- To be skated on 1/3 to 1/2 ice
- No music
- All elements must be skated in the order listed
- Time: 1:00 or less

<p><b><u>Snowplow Sam - Tots:</u></b></p> <ol style="list-style-type: none"> <li>1. March followed by a two foot glide and dip</li> <li>2. Forward two foot swizzles 2-3 in a row</li> <li>3. Forward snowplow stop</li> <li>4. Backward wiggles 2-6 in a row</li> </ol>	<p><b><u>Basic 5:</u></b></p> <ol style="list-style-type: none"> <li>1. Backward outside edge on a circle clockwise or counterclockwise</li> <li>2. Backward crossovers 4-6 consecutive - both directions</li> <li>3. Basic one foot spin – free leg held to side of spinning leg - minimum three revolutions</li> <li>4. Side toe hop -either direction</li> <li>5. Hockey stop</li> </ol>
<p><b><u>Basic 1</u></b></p> <ol style="list-style-type: none"> <li>1. Forward two foot glide and dip</li> <li>2. Forward two foot swizzles 6-8 in a row</li> <li>3. Forward snowplow stop</li> <li>4. Backward wiggles 6-8 in a row</li> </ol>	<p><b><u>Basic 6:</u></b></p> <ol style="list-style-type: none"> <li>1. Standstill forward inside three turn - R &amp; L</li> <li>2. Bunny Hop</li> <li>3. Forward spiral on a straight line - R or L</li> <li>4. Lunge - R or L</li> <li>5. T-stop - R or L</li> </ol>
<p><b><u>Basic 2</u></b></p> <ol style="list-style-type: none"> <li>1. Forward one foot glide - either foot</li> <li>2. Forward alternating ½ swizzle pumps, in a straight line – 2-3 each foot</li> <li>3. Moving snowplow stop</li> <li>4. Two foot turn in place - forward to backward</li> <li>5. Backward two foot swizzles 6 - 8 in a row</li> </ol>	<p><b><u>Basic 7:</u></b></p> <ol style="list-style-type: none"> <li>1. Standstill forward inside open Mohawk - R to L and L to R</li> <li>2. Ballet Jump - either direction</li> <li>3. Back crossovers to a back outside edge landing position clockwise and counter clockwise</li> <li>4. Forward inside pivot</li> </ol>
<p><b><u>Basic 3</u></b></p> <ol style="list-style-type: none"> <li>1. Forward stroking</li> <li>2. Forward ½ swizzle pumps on a circle, either clockwise or counter clockwise 4-6 consecutive</li> <li>3. Backward one foot glide - either foot</li> <li>4. Forward slalom</li> <li>5. Two foot spin – minimum three revolutions</li> </ol>	<p><b><u>Basic 8:</u></b></p> <ol style="list-style-type: none"> <li>1. Moving forward outside or forward inside three turns R &amp; L</li> <li>2. Waltz jump</li> <li>3. Mazurka - either direction</li> <li>4. 1 Combination move - clockwise <u>or</u> counter clockwise – two forward crossovers into FI Mohawk, step down, cross b step into one back crossover and step to a forward inside e</li> <li>5. Beginning one-foot upright spin - free foot held to side of spinning leg or crossed position – minimum three revolution</li> </ol>
<p><b><u>Basic 4</u></b></p> <ol style="list-style-type: none"> <li>1. Standstill forward outside three turn - R &amp; L</li> <li>2. Forward outside edge on a circle clockwise or counter clockwise</li> <li>3. Forward crossovers 4-6 consecutive both directions</li> <li>4. Backward stroking – 4-6 strokes</li> <li>5. Backward snowplow stop - R or L</li> </ol>	

## BASIC SKILLS PROGRAM: SNOWPLOW SAM – BASIC 8

Format: The skating order of the required elements is optional. The elements are not restricted as to the number of times the element is executed or length of glides, number of revolutions, etc. unless otherwise specified. **Vocal music is allowed.**

- To be skated on full ice
- The skater may use elements from a previous level
- A .2 deduction will be taken for each element performed from a higher level
- \* Time: 1:00 +/- 10 seconds

<p><b>Snowplow Sam:</b></p> <ol style="list-style-type: none"> <li>1. March followed by a two foot glide and dip</li> <li>2. Forward two foot swizzles 2-3-in a row</li> <li>3. Backward wiggles 2-6 in a row</li> <li>4. Forward snowplow stop</li> </ol>	<p><b>Basic 5:</b></p> <ol style="list-style-type: none"> <li>1. Backward crossovers 4-6 consecutive in both directions</li> <li>2. Basic one-foot spin – free leg held to side of spinning leg - minimum three revolutions</li> <li>3. Side toe hop -either direction</li> <li>4. Hockey stop</li> </ol>
<p><b>Basic 1</b></p> <ol style="list-style-type: none"> <li>1. Forward two foot glide and dip</li> <li>2. Forward two foot swizzles 6 -8 in a row</li> <li>3. Backward wiggles 6-8 in a row</li> <li>4. Forward snowplow stop</li> </ol>	<p><b>Basic 6:</b></p> <ol style="list-style-type: none"> <li>1. Standstill forward inside three-turn - R &amp; L</li> <li>2. Bunny Hop</li> <li>3. Forward arabesque spiral on a straight line R or L</li> <li>4. Lunge - R or L</li> <li>5. T-stop - R or L</li> </ol>
<p><b>Basic 2</b></p> <ol style="list-style-type: none"> <li>1. Forward one foot glide - either foot</li> <li>2. Two foot turn in place- forward to backward</li> <li>3. Backward two foot swizzles 6 - 8 in a row</li> <li>4. Forward alternating ½ swizzle pumps, in a straight line – 2-3 each foot</li> <li>5. Moving snowplow stop</li> </ol>	<p><b>Basic 7:</b></p> <ol style="list-style-type: none"> <li>1. Forward inside open Mohawk - R to L and L to R</li> <li>2. Ballet Jump- either direction</li> <li>3. Back crossovers to a back outside edge landing position clockwise and counter clockwise</li> <li>4. Forward inside pivot</li> </ol>
<p><b>Basic 3</b></p> <ol style="list-style-type: none"> <li>1. Forward stroking</li> <li>2. Forward ½ swizzle pumps on a circle, either clockwise or counter clockwise 4-6 consecutive</li> <li>3. Backward one foot glide – either foot</li> <li>4. Forward slalom</li> <li>5. Two foot spin – minimum three revolutions</li> </ol>	<p><b>Basic 8:</b></p> <ol style="list-style-type: none"> <li>1. Moving forward outside or forward inside three-turns R &amp; L</li> <li>2. Waltz jump</li> <li>3. Mazurka in either direction</li> <li>4. 1 Combination move - clockwise or counter clockwise - two forward crossovers into FI Mohawk, step down, cross behind, step into one back crossover and step to a forward inside edge</li> <li>5. Beginning one-foot upright spin - free foot held to side of spinning leg or crossed position -minimum three revolutions</li> </ol>
<p><b>Basic 4</b></p> <ol style="list-style-type: none"> <li>1. Forward crossovers 4-6 consecutive both directions</li> <li>2. Standstill forward outside three- turn - R &amp; L</li> <li>3. Backward stroking - 4-6 strokes</li> <li>4. Backward snowplow stop - R or L</li> </ol>	

## BASIC SKILLS COMPULSORY EVENT: FREE SKATE 1-6

Format: In simple program form, using a limited number of connecting steps, the skating order of the required elements is optional

- **To be skated on ½ ice**
- **No music is allowed**
- The skater must demonstrate the required elements and may use any additional elements from previous levels
- A .2 deduction will be taken for each element performed from a higher level
- Time: 1:15 or less

<p><b><u>Free skate 1 Compulsory</u></b></p> <ol style="list-style-type: none"> <li>1. Advanced forward stroking - 4-6 consecutive</li> <li>2. Basic forward outside edges and forward inside consecutive edges - 2-4 outside and 2-4 inside</li> <li>3. One-foot upright scratch spin from backward crossovers-minimum three revolutions</li> <li>4. Waltz jump from backward crossovers</li> <li>5. Half flip jump</li> </ol>	<p><b><u>Free skate 4 Compulsory</u></b></p> <ol style="list-style-type: none"> <li>1. Forward power 3's, 2-3 consecutive sets- R or L</li> <li>2. Sit spin- minimum three revolutions</li> <li>3. Loop jump</li> <li>4. Waltz jump/loop jump</li> </ol>
<p><b><u>Free skate 2 Compulsory</u></b></p> <ol style="list-style-type: none"> <li>1. Forward outside or inside spiral - R or L</li> <li>2. Waltz Three's - R or L, 2-3 sets</li> <li>3. Beginning back spin - entry optional</li> <li>4. Waltz jump, side toe hop, waltz jump series</li> <li>5. Toe loop jump</li> </ol>	<p><b><u>Free skate 5 Compulsory</u></b></p> <ol style="list-style-type: none"> <li>1. Camel spin- minimum three revolutions</li> <li>2. Forward upright spin to back upright spin minimum three revolutions, each foot</li> <li>3. Loop/loop jump</li> <li>4. Flip jump</li> </ol>
<p><b><u>Free skate 3 Compulsory</u></b></p> <ol style="list-style-type: none"> <li>1. Forward crossovers in a figure 8</li> <li>2. Advanced forward outside swing rolls 4 - 6 consecutive</li> <li>3. Back spin- minimum three revolutions</li> <li>4. Salchow jump</li> <li>5. Waltz jump/toe loop or Salchow/toe loop</li> </ol>	<p><b><u>Free skate 6 Compulsory</u></b></p> <ol style="list-style-type: none"> <li>1. Five step Mohawk sequence - 1 set alternating pattern (refer to Basic Skills Curriculum Free skate 6)</li> <li>2. Camel, sit spin combination - minimum of four revolutions total</li> <li>3. Split jump or stag jump</li> <li>4. Waltz jump, ½ loop, Salchow combination</li> <li>5. Lutz jump</li> </ol>

## BASIC SKILLS PROGRAM: FREE SKATE 1-6

Format: The skating order of the required elements is optional. The elements are not restricted as to the number of times element is executed, or length of glides, number of revolutions, etc. unless otherwise stated. Connecting moves and steps should be demonstrated throughout the program.

**Vocal music is allowed.**

To be skated on full ice.

The skater must demonstrate the required elements and may use but is not required to use any additional elements from previous levels

- A .2 deduction will be taken for each element performed from a higher level
- Time 1:30+/-10sec

<p>Free skate 1</p> <ol style="list-style-type: none"> <li>1. Advanced forward stroking 4-6 strokes</li> <li>2. One-foot upright scratch spin from back crossovers- minimum three revolutions</li> <li>3. Waltz jump from back crossovers</li> <li>4. Half flip jump</li> </ol>	<p>Free skate 4</p> <ol style="list-style-type: none"> <li>1. Forward power 3's, 2-3 consecutive R or L</li> <li>2. Sit spin-minimum three revolutions</li> <li>3. Loop jump</li> <li>4. Waltz jump/loop jump</li> </ol>
<p>Free skate 2</p> <ol style="list-style-type: none"> <li>1. Forward outside spiral R or L</li> <li>2. Beginning back spin</li> <li>3. Waltz jump, side toe hop, waltz jump</li> <li>4. Toe loop</li> </ol>	<p>Free skate 5</p> <ol style="list-style-type: none"> <li>1. Camel spin-minimum three revolutions</li> <li>2. Forward upright spin to back upright spin- minimum three revolutions each foot</li> <li>3. Loop/loop combination jump</li> <li>4. Flip jump</li> </ol>
<p>Free skate 3</p> <ol style="list-style-type: none"> <li>1. Forward crossovers in a figure 8</li> <li>2. Back spin-minimum three revolutions</li> <li>3. Salchow</li> <li>4. Waltz jump/Toe loop or Salchow/toe loop</li> </ol>	<p>Free skate 6</p> <ol style="list-style-type: none"> <li>1. Camel/sit spin combination-minimum four revolutions total</li> <li>2. Split or stag jump</li> <li>3. Waltz jump/1/2 loop /Salchow combination</li> <li>4. Lutz jump</li> </ol>

## COMPULSORY MOVES

Elements in Compulsory Moves (as listed below) are to be skated in any order in program format, without music, incorporating all required moves in any order with minimal connecting steps (no ½ jumps). This event will be judged on the overall performance of each move. Skaters will receive one mark from each judge for technical merit. Men/Boys and Women/Girls may compete in the same event. **A .2 deduction will be taken for each element omitted, each element repeated and each additional or different element performed.**

<b>Non Test</b>	No FS Test	1:00 minute Max ½ ice	Loop Jump Forward Spiral Jump Combination: Waltz jump + Toe Loop Jump Scratch spin (minimum: 3 revolutions)
<b>Pre-Preliminary</b>	Pre-Preliminary FS Test	1:00 minute Max ½ ice	Jump combination: Any single jump with single toe (no axel) Forward Spiral Flip Jump Sit Spin-no change position (minimum 3 revolutions)
<b>Preliminary</b>	Preliminary FS Test	1:00 minute Max ½ ice	Lutz Jump Back scratch spin Jump combination: any single jump with single loop Camel / sit (no change of foot) spin (minimum 3 revolutions each position) One right and one left forward inside spiral

## FREESKATING PROGRAM

Skaters must adhere to the US Figure Skating required elements for the long program as indicated below. **.4 deduction from technical mark for each non-allowed element performed in 6.0 events (\*See below)**

ANY SKATER MAY ENTER EVENTS AT ONE LEVEL HIGHER THAN THE EVENT FOR WHICH THEY QUALIFY BY TEST.

**Refer to the current Official US Figure Skating Rulebook for well balanced program. Use competition year 2011/2012 requirements.**

### Duration (+ / - :10)

<b>Non-Test</b>	All single jumps permitted except axel. Jumps may be repeated alone or in combination. * <b>No axel, multi-revolution jumps, jumped or flying spins allowed</b>	1:30 minute
<b>Pre-Preliminary</b>	Pre-Preliminary FS Test (* <b>No</b> double jumps)	1:30 minutes
<b>Preliminary</b>	Preliminary FS Test	1:30 minutes

## SHOWCASE

Showcase for all skaters may be in the category of light entertainment or dramatic. Vocal music, character costumes and props are allowed. Emphasis should be on the enthusiasm, choreography, general showmanship, creativity and artistic interpretation of the music. Men/Boys and Women/Girls may compete in the same event. Each Judge will award one mark for each skater.

Props, if used, are limited to those which can be hand-carried or pushed onto or off of the ice by the skater in one 30 second trip. Skaters can have assistance at the ice door as they move from the door to their starting position – and from the ending position back to the ice door in 1 trip within 30 seconds. No liquids or substances that damage the ice allowed. **.4 deduction each time a non-allowed element is performed (no axel permitted in Non Test or below).**

<b>Snowplow Sam – Basic 8</b>	No FS Test	1:00 minutes
<b>Freeskate 1 – Freeskate 6</b>	No FS Test	1:30 minutes
<b>Non-Test</b>	No FS Test (* <b>no</b> axel permitted)	1:30 minutes
<b>Pre-Preliminary</b>	Pre-Preliminary FS Test	1:30 minutes
<b>Preliminary</b>	Preliminary FS Test	1:30 minutes

## **BASIC SKILLS INTERPRETIVE**

The Chief Referee will pre-select and edit musical choices. During warm-up skaters will hear the selection of music twice. Following the warm-up all skaters except the first skater will be escorted to a soundproof locker room or hall. The first skater will hear the music one more time and then perform a program to the music. As each skater performs, the next skater in line will be allowed to hear the music for the third time before they perform to the music. The listening skater will not be allowed to view the performing skater.

Each level may skate to different music. There can be no communication between the skater, their coach or anyone in the audience. Skaters are judged on originality, pattern, technical (the ability to include jumps and spins) and music interpretation/expression. Men/Boys and Women/Girls may compete in the same event. Spins and jumps performed must be appropriate to the competition level.

When possible levels will be divided by age and level

### **Interpretive level**

### **Program Duration**

<b>Snowplow Sam thru Basic 8</b>	1:00 minute
<b>Freestyle 1 thru 8</b>	1:15 minute
<b>Non-Test thru Preliminary</b>	1:30 minute

## **JUMP EVENT**

The required jumps may be skated in any order. Events at all levels will skate on ½ ice. Skaters will be given two opportunities to perform each jump and will be judged on the best one. Each level will compete as follows: the first skater will take the ice and attempt the first jump twice, pause and then attempt the second jump twice. This will be repeated until all the required jumps have been attempted and the next skater will then take the ice. Each judge will award one mark to each skater for all jumps completed overall.

**Remember, to be eligible for the Jump Award, you must be signed up for at least 3 skating events.**

<b>Snowplow Sam – Basic 8</b>	No FS Test	2 Foot Jump or Ballet Jump
<b>Freeskate 1 – Freeskate 3</b>	No FS Test	Waltz Jump; and Toe Loop or Salchow
<b>Freeskate 4 – Freeskate 6</b>	No FS Test	Loop Jump; and Flip or Lutz
<b>Non Test</b>	No FS Test	Flip; and combination of any two single jumps (no axels).
<b>Pre-Preliminary</b>	Pre-Preliminary FS Test	Lutz; and combination of any two single jumps (axel permitted).
<b>Preliminary</b>	Preliminary FS Test	Axel; and combination of any two single jumps.

## **SPIN EVENT**

Events in all levels will skate on ½ ice. Spins to be skated in program format, no music. The required spins may be skated in any order. There should be minimal connecting steps, which will not be judged. Only the required spins in each level, as described below, may be performed. Emphasis is on the overall performance of each spin (number of revolutions, position, centering, and degree of difficulty.) Skaters may do any variation of the basic position listed. Skaters will receive one mark from each judge for technical merit. Men/Boys & Women/Girls may compete in the same event. **.4 deductions for each non-allowed (additional) spin performed.**

**Remember, to be eligible for the Spin Award, you must be signed up for at least 3 skating events.**

<b>Snowplow Sam – Basic 8</b>	No FS Test	Two foot spin performed twice
<b>Freeskate 1 – Freeskate 3</b>	No FS Test	Two foot spin; one foot spin
<b>Freeskate 4 – Freeskate 6</b>	No FS Test	Two foot spin; one foot spin; sit spin
<b>Non Test</b>	No FS Test	One foot scratch spin; forward sit spin; one foot upright back spin.
<b>Pre-Preliminary</b>	Pre-Preliminary FS Test	One foot upright back spin; forward sit spin; forward camel spin
<b>Preliminary</b>	Preliminary FS Test	Forward scratch to a back scratch spin; forward sit spin, forward camel spin.

# ISI Events



# ISI Event Information

**Eligibility:** All skaters entering ISI events MUST be a current registered individual member of ISI, and MUST have their test registered with ISI at the level they wish to compete. All memberships and tests will be verified and if found to be not eligible, refunds will not be given.

USFS Tests passed may compete no lower than:

Preliminary	Freestyle 4
Juvenile	Freestyle 6
Intermediate	Freestyle 6
Novice	Freestyle 7
Junior	Freestyle 8
Senior	Freestyle 8

**Judging:** In fairness to the competitors, all rinks with skaters entered in the competition must cover an appropriate number of judging panels. Please see the 2010 ISI Handbook for guidelines. All judges must be certified and have passed the 2010 Update Test if their original tests were taken before January 1, 2010. All judges must have a current ISI Professional membership. All Professional Memberships and Judging Certifications will be verified by ISI.

There will be a hospitality area open to all judges, coaches and volunteers.

**Rules:** The ISI events in this competition will be conducted in accordance with the guidelines contained in the 2010 ISI Handbook including all 2010 Rule Revisions (attached with this announcement).

**We WILL NOT USE the recently announced 2012 Rule Revisions for this year's event. New synchronized rules are effective on 9/1/2011 and must be followed.**

**Timing and Duration of Routines:** All programs will start from a stationary position. The timing of a program will start when any motion from the skater's starting position is initiated. For Team Events and Spotlights any action initiated after the music starts will commence the timing of the program.

## **Program Durations (Durations listed in minutes)**

Tot	1.0	Team Compulsory	3.5
Pre-Alpha thru Delta	1.0	Artistic FS 1 thru FS 5	1.5
FS 1 thru FS 3	1.5	Artistic Open Bronze – Silver	1.5
Open Bronze	2.0	Artistic FS 6 thru FS 10	2.0
FS 4 and FS 5	2.0	Artistic Open Gold-Platinum	2.0
Open Silver	2.0	Rhythmic FS 1 thru FS 5	1.5
FS 6	2.5	Rhythmic Open Bronze – Silver	1.5
FS 7	3.0	Rhythmic FS 6 thru FS 10	2.0
Open Gold	3.0	Rhythmic Open Gold-Platinum	2.0
FS 8	3.5	Spotlight Tot-Delta	1.0
FS 9	4.0	Spotlight FS 1 – FS 3	1.5
FS 10	4.0	Spotlight FS 4 – FS 5	1.5

**Program Durations (Durations listed in minutes).....continued**

Open Platinum	4.0	Spotlight Open Bronze-Silver	1.5
Couples 1 thru 3	1.5	Spotlight FS 6 – FS 10	2.0
Couples 4 thru 6	2.0	Spotlight Open Gold-Platinum	2.0
Production Teams	4.5	Couples Spotlight Low	1.0
Synchronized Teams	3.0 – 4.5	Couples Spotlight Med & Int.	1.5
(See handbook for details)		Couples Spotlight High	2.0
Pair 1	1.5	Ensemble	
Pair 2 – 3	2.0	Comedy Team	2.0
Pair 4	2.5	Family Spotlight	1.5
Pair 5 – 6	3.0	Footwork	1.0

**Accounting Review:** Only an ISI Professional member can make an Accounting Review Request to the Competition Director. All judges' scores are considered final. A review is only a verification of these scores. There will be a \$50.00 fee for all reviews. If an error is found, the fee will be refunded.

**Team Points:** Team Points will be awarded 5 participation points per team plus Placement Points for these Groups events: Pattern, Synchronized teams, Production, Kaleidoskate, and Team Compulsory events.

**Team Placement Points are as follows:**

- 1<sup>st</sup> Place – 25 points
- 2<sup>nd</sup> Place – 20 points
- 3<sup>rd</sup> Place – 15 points
- 4<sup>th</sup> Place – 10 points
- 5<sup>th</sup> Place – 5 points

**All other events receive 1 participation point plus the Placement points as follows:**

- 1<sup>st</sup> Place – 5 points
- 2<sup>nd</sup> Place – 4 points
- 3<sup>rd</sup> Place – 3 points
- 4<sup>th</sup> Place – 2 points
- 5<sup>th</sup> Place – 1 point

## List of ISI Events

<b>Solo Programs</b>	Tot 1-4 Pre-Alpha Alpha Beta Gamma Delta Freestyle 1-10 Open Freestyle* Bronze-Platinum
<b>Spotlight (Solo)</b>	Character, Dramatic, Light Entertainment (All Levels)
<b>Spotlight Couples</b>	Character, Dramatic, Light Entertainment (Low, Med, Int.*, High)
<b>Spotlight Family</b>	All ages / levels
<b>Interpretive</b>	All Levels
<b>Test Maneuvers</b>	All ages / levels
<b>Solo Compulsory</b>	Tot1 – Freestyle 10
<b>Stroking</b>	All Levels
<b>Shoot-the-Duck</b>	All Levels
<b>Footwork</b>	Freestyle 1-10, Open Freestyle Bronze-Platinum
<b>Artistic</b>	Freestyle 1-10, Open Freestyle Bronze-Platinum
<b>Rhythmic</b>	Freestyle 1-10, Open Freestyle Bronze-Platinum
<b>Solo Dance</b>	1-10
<b>Partnered Dance</b>	1-10
<b>Pairs</b>	1-10
<b>Couples</b>	1-10
<b>Synchronized Formation Compulsories</b>	
<b>Synchronized Skating Compulsories</b>	
<b>Team Compulsories</b>	
<b>Synchronized Formation</b>	
<b>Synchronized Skating</b>	
<b>Comedy Team</b>	
<b>Ensemble Team</b>	
<b>Production Team</b>	
<b>Jump Event</b>	
<b>Spin Event</b>	

**\*New events as of 2009**

### **IMPORTANT:**

*There have been several changes to event durations for the 2010 competition season. Please refer to the 2010 ISI Rule Revision pages following the ISI event descriptions in this announcement. The 2010 ISI Rule Revisions can also be viewed on the ISI website [www.skateisi.com](http://www.skateisi.com)*

## Description of ISI Events

### New as of 2009: Open Freestyle levels

Designed to make it easier for USFS skaters to compete in ISI events, the Open Freestyle events are open to all ISI Freestyle 1-10 skaters and / or to all skaters who have passed any ISI Open Freestyle level test. There are no required maneuvers for the Open Freestyle competition events. ISI skaters who have passed the traditional Freestyle tests may participate in BOTH the traditional Freestyle 1-10 events AND in Open Freestyle events. Duration times for the new levels may be longer than the traditional Freestyle program duration, but since there is never any penalty in ISI competitions for skating under the prescribed duration time, the difference in duration will not be a factor in the overall quality or judging of the program if the same routine is used for both category entries.

### Solo Programs:

**Tot 1-4:** Must be 5 years of age or younger as of November 11<sup>th</sup>, 2010. Programs are 1 (one) minute in length and must include the required test maneuvers from their level. There is no extra content.

**Pre-Alpha Thru Delta:** Must include one additional maneuver from FS 1. Programs are 1 (one) minute in length. Duration will be judged.

**Freestyle 1-10:** Program duration and required maneuvers as per the 2010 ISI Skaters and Coaches Handbook. For the safety of all skaters, no backward spirals will be allowed during warm-up. Skaters are limited to 3 attempts per required maneuver during their program; the best attempt will be judged.

### **Open Freestyle:**

- Bronze:** Open to Freestyle 1-3 skaters and ISI Bronze level skaters. Can do any maneuvers from Freestyle 3 and below. Programs are 2 (two) minutes in length.
- Silver:** Open to Freestyle 4-5 skaters and ISI Silver level skaters. Can do any maneuvers from Freestyle 5 and below. Programs are 2 (two) minutes in length.
- Gold:** Open to Freestyle 5-6 skaters and ISI Gold level skaters. Can do any maneuvers from Freestyle 6 and below. Programs are 3 (three) minutes in length.
- Platinum:** Open to Freestyle 7-10 skaters and ISI Platinum level skaters. Can do any skating maneuvers. Programs are 4 (four) minutes in length.

**Spotlight: CHARACTER, DRAMATIC, LIGHT ENTERTAINMENT**

Props, if used, are limited to those which can be hand-carried or pushed onto or off of the ice by the skater in one 30 second trip. Skaters can have assistance at the ice door as they move from the door to their starting position – and from the ending position back to the ice door in 1 trip within 30 seconds. Before bringing props into the facility, skaters must report to the registration desk to receive information concerning prop storage. Props may not be left in the lobby area and must be removed immediately after the event. Lloyd Center Ice Rink is not responsible for props left in the rink.

**Program durations are as follows:**

**Solo:**

<b><u>Category &amp; Test Levels</u></b>	<b><u>Duration</u></b>	<b><u>Maneuver Limitations</u></b>
Tot 1-Delta	1 min.	FS 1 and below
Freestyle 1-3/ Open Bronze	1 ½ min.	FS 4 and below
Freestyle 4-5/Open Silver	1 ½ min.	FS 6 and below
Freestyle 6-10 / Open Gold	2 min.	Any maneuvers
Open Platinum	2 min.	Any maneuvers

**Couples:**

<b><u>Category</u></b>	<b><u>Test Levels</u></b>	<b><u>Duration</u></b>	<b><u>Maneuver Limitations</u></b>
Low	Tot 1-Delta	1 min.	FS 1 and below
Medium	Freestyle 1-3/ Open Bronze	1 ½ min.	FS 4 and below
Intermediate	Freestyle 4-5/ Open Silver	1 ½ min.	FS 6 and below
High	Freestyle 6-10/ Open Gold	2 min.	Any maneuvers
	Open Platinum	2 min.	Any maneuvers

**Family Spotlight:** This event is open to 2 or more family members of any age and skating ability. Program length is 1 ½ minutes. Props may be used. Please use the Team entry form for this event. The Team entry form can be found in this announcement following the standard ISI entry form.

**Interpretive:** Open to all levels. Skaters hear a piece of music 3 times and choreograph their own routine. Skaters may not be coached by instructors, parent, or anyone else during this event. Emphasis is on the skater's interpretation and choreography rather than technical difficulty of the routine performed. Music for FS3 and below will be 1 minute in length. Music for FS 4 and above will be 1 ½ minutes.

**Maneuver limitations are as follows:**

<b><u>Test Levels</u></b>	<b><u>Maneuver Limitations</u></b>
Tot 1-Delta	FS 1 and below
Freestyle 1-3 / Open Bronze	FS 4 and below
Freestyle 4-5 / Open Silver	FS 6 and below
Freestyle 6-10 / Open Gold / Open Platinum	Any maneuvers

**Test Maneuvers:** Skaters will perform two maneuvers from their level. The maneuvers are listed in the entry packet. Each skater will be able to attempt each maneuver two times. These maneuvers will be done on ½ ice.

<b>Tots:</b>	Dip	Forward Swizzles
<b>Pre Alpha:</b>	One Foot Glide	Backward Swizzles
<b>Alpha:</b>	Forward Crossover R/L	Forward Stroking
<b>Beta:</b>	Backward Crossover L/R	Backward Stroking
<b>Gamma:</b>	Outside Three Turn (Left)	Mohawk Combination (Right)
<b>Delta:</b>	Inside Three Turn (Left)	Lunge
<b>Freestyle 1:</b>	Forward Arabesque	Waltz Jump
<b>Freestyle 2:</b>	Ballet Jump	One Foot Spin
<b>Freestyle 3:</b>	Salchow	Change Foot Spin
<b>Freestyle 4:</b>	Flip Jump	Sit Spin
<b>Freestyle 5:</b>	Axel Jump	Camel Spin
<b>Freestyle 6:</b>	Double Salchow	Spin Combination
<b>Freestyle 7:</b>	Double Toe Loop	Flying Camel Spin
<b>Freestyle 8:</b>	Double Loop	Flying Sit Spin
<b>Freestyle 9:</b>	Double Lutz	Flying Camel Spin into Jump Sit Spin
<b>Freestyle 10:</b>	Double Axel	Deathdrop

**Solo Compulsory:** Skaters will perform the three required moves in a “mini-program” without music. Maneuvers may be performed in any order, but only one attempt is permitted for each required move. Connecting moves are not judged and should be kept to a minimum. Additional maneuvers such as jumps, spins or gliding maneuvers from a test level, or any uncaptured moves are not allowed. Judging will stop after one minute. Half (1/2) ice will be used for levels Tot thru FS 6. Full ice will be used for levels FS 7 thru FS 10.

**Note:** There is no penalty for the quantity of swizzles, wiggles, strokes or crossovers performed in the Tot-Beta levels. Only the quality of these maneuvers is judged.

**Required Compulsory Moves:**

<b>Tot 1:</b>	Marching in Place / Proper Way to Get up / Marching While Moving
<b>Tot 2:</b>	Two-Foot Jump in Place (3X) / Single Swizzle (3X) / Beginning Two-Foot Glide
<b>Tot 3:</b>	Preparation for Snowplow Stop / Dip / Push and Glide Stroking
<b>Tot 4:</b>	Backward Swizzle (3X) / Backward Wiggle / 2-Foot or 1-Foot Snowplow Stop
<b>Pre-Alpha:</b>	Forward Swizzle (3X) / 1-Foot Glide (either foot) / Backward Swizzle (3X)
<b>Alpha:</b>	Forward Stroking / Forward Crossovers (right over left) / 1-Foot Snowplow Stop
<b>Beta:</b>	Backward Stroking / Backward Crossovers (left over right) / Left T-Stop
<b>Gamma:</b>	Left Forward Outside 3-Turn / Right Inside Mowhawk Combination / Hockey Stop
<b>Delta:</b>	Forward Outside Edges (4X) / Bunny Hop / Lunge
<b>Freestyle 1:</b>	Waltz Jump / Forward Arabesque / Two-Foot Spin
<b>Freestyle 2:</b>	Ballet Jump / One-Half Lutz Jump / One-Foot Spin
<b>Freestyle 3:</b>	Salchow Jump / Change Foot Spin / Backward Arabesque
<b>Freestyle 4:</b>	Flip Jump / Loop Jump / Sit Spin
<b>Freestyle 5:</b>	Lutz Jump / Axel Jump / Camel-Sit-Upright Spin

- Freestyle 6:** Double Salchow Jump / Split Falling Leaf Jump / Spin Combination with Change of Foot & Position
- Freestyle 7:** Double Toe Loop Jump / Two Walley Jumps / Flying Camel Spin
- Freestyle 8:** Double Loop Jump / Split Lutz Jump / Flying Sit Spin
- Freestyle 9:** Double Lutz Jump / Axel – Double Loop Combination Jump / Flying Camel Spin into Jump Sit Spin
- Freestyle 10:** Double Axel – Double Toe Jump Combination / Triple Edge Jump / Death Drop

**Skaters entering Solo Compulsory events based on the new Open Freestyle tests only must compete at these levels:**

*Bronze = Freestyle 3*

*Silver = Freestyle 5*

*Gold = Freestyle 6*

*Platinum = can choose any freestyle level 7 - 10*

**Stroking:** Open to all skaters, all levels. Skaters will be asked to skate one to three times around the arena in both directions, depending on the size of the group. Forward stroking and forward crossovers should be performed for Alpha through Delta levels. Forward stroking and crossovers and back stroking and back crossovers in both directions should be performed for Freestyle 1 and above. Skaters grouped by age and test level.

**Shoot-the-Duck:** Skaters will be grouped by approximate age and test level. Timing will begin when the skater's hips are below the knee level. Skaters may come up on two feet. A 20-second penalty will be given for a fall. Skater holding the Shoot-the-Duck position the longest is the winner.

**Footwork:** Open to skaters Freestyle 1 and above. This event is also available for all Open Freestyle levels. Skaters perform a one-minute program to music using various turns and connecting steps per the rules set forth in the 2010 ISI Skaters and Coaches Handbook. Skaters are grouped by age and test level.

**Artistic:** Open to skaters Freestyle 1 and above. This event is also available for all Open Freestyle levels. There are no required elements and no grade for technical merit. Emphasis is on music interpretation, strong edges, flow and the creative and innovative design of the skating program. Props are not permitted in this event. Program length is as follows:

<b><u>Test Level</u></b>	<b><u>Duration</u></b>	<b><u>Maneuver Limitations</u></b>
Freestyle 1-3 / Open Bronze	1 ½ min.	FS 4 and below
Freestyle 4-5 / Open Silver	1 ½ min.	FS 6 and below
Freestyle 6-10 / Open Gold / Open Platinum	2 min.	Any maneuvers

**Rhythmic:** Open to skaters Freestyle 1 and above. This event is also available for all Open Freestyle levels. The skater chooses only one rhythmic prop per routine (ball, hoop, or ribbon), and must maintain control of the prop at all times throughout the program. No additional props are permitted. Skaters may enter more than one rhythmic event. If a skater enters more than one Rhythmic event, a different prop and routine must be used for each event entered. Program length is as follows:

<b><u>Test Level</u></b>	<b><u>Duration</u></b>	<b><u>Maneuver Limitations</u></b>
Freestyle 1-3 / Open Bronze	1 ½ min.	FS 4 and below
Freestyle 4-5 / Open Silver	1 ½ min.	FS 6 and below
Freestyle 6-10 / Open Gold / Open Platinum	2 min.	Any maneuvers

**Couples:** Two skaters perform their routine to music. This event is like a Freestyle skating program by two skaters in unison. Program requires maneuvers from their current Freestyle test level as per the rules set forth in the 2010 ISI Skaters and Coaches Handbook. Couples can be similar gender or mixed gender.

**Pairs:** Similar to Couples, but routines include pair lifts and pair spins as well.

**Ice Dancing (Solo and Partnered Dances):**

The competition will adhere to the ISI Test and Competitive revisions effective January 1, 2010. The dances to be skated are listed below. Two dances will be selected and the combined scores from both dances will determine the final placement.

Dance 1:	Chasse Sequence 2/4	Forward Progressives 2/4
Dance 2:	Forward Swing Rolls 3/4	Dutch Waltz
Dance 3:	Canasta Tango	Rhythm Blues
Dance 4:	Swing	Fiesta Tango
Dance 5:	Willow Waltz	Hickory Hoedown
Dance 6:	Fox Trot	Fourteen Step
Dance 7:	Rocker Foxtrot	Tango
Dance 8:	Blues	Killian
Dance 9:	Quick Step	Paso Doble
Dance 10:	Westminster Waltz	Argentine Tango

**Ensemble Team:** This event is open to groups of 3 to 7 skaters of any age and skating ability. Program length is not to exceed 3 minutes. Props may be used. Use Team entry form.

**Production Team:** A group of 8 or more skaters that uses music and themes with elaborate costumes and props. Program duration is 4.5 minutes.

**Team Compulsories:** A team of 6 skaters (7 skaters for Team Compulsories 6-10) competes together, each skater performing one of the 6 required compulsory maneuvers for that level. This team of 6 skaters competes against other teams of 6 skaters at the same level. Music is required. Maneuvers must be performed in the order listed in the ISI Handbook. Teams may be similar or mixed gender and are divided by age. Program duration is 3.5 minutes.

**\*\*NOTE TO ALL SYNCHRO COACHES:** Please check the new Synchronized skating rules that are mandatory as of 9/1/2011.

**Synchronized Formation:** A group of 8 – 24 skaters in unison. The program should interpret the music using unique combinations of circles, pinwheels, kick lines, marching steps, and interesting footwork of their choice. Teams grouped by age divisions. Please see the ISI Handbook for more information.

**Synchronized Skating:** A group of 8 – 24 skaters in unison, performing more technically difficult steps than Synchronized Formation teams. Teams grouped by age divisions. Please see the ISI Handbook for more information.

**Jump Event:** This event is open to Alpha and higher level skaters. Competition is divided into 4 levels with the required maneuvers listed below. Each skater will perform one jump in their level twice and will then perform the second jump in their level twice. The best of the two attempts will be judged.

**Spin Events:** This event is open to Alpha and higher level skaters. Competition is divided into 4 levels with the required maneuvers listed below. Each skater will perform one spin in their level twice and will then perform the second spin (if applicable) in their level twice. The best of the two attempts will be judged.

**Category Level**

**Low:** Pre Alpha – Delta  
**Medium:** Freestyle 1-3  
**Intermediate:** Freestyle 4-5  
**High:** Freestyle 6-10

<b><u>LEVEL</u></b>	<b><u>JUMP</u></b>	<b><u>SPIN</u></b>
Low	2 Foot Jump & Bunny Hop	2 Foot Spin
Medium	½ Flip & Toe Loop	2 Foot Spin & 1 Foot Spin
Intermediate	½ Loop & Flip	Sit Spin & Back Scratch Spin
High	Double Salchow & Axel	Flying Camel & Sit-Back Sit Spin